

CATER-COOK

2 Tier Service Trolley - Assembly Instructions

Models: CK8861



Caterkwik Ltd

The Lakeland Catering Centre

Newlands

Ulverston

Cumbria

LA12 7QQ

01229 480001

info@caterkwik.co.uk



2 Tier Service Trolley - Assembly Instructions

Assembly Parts List



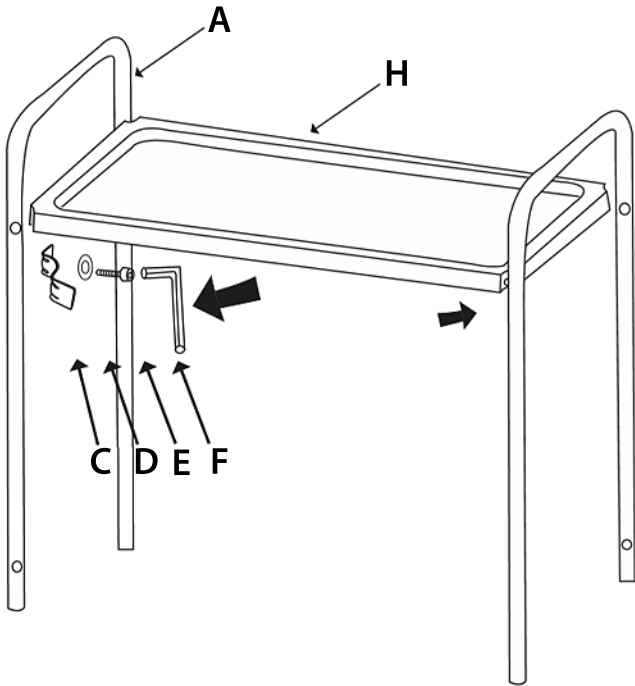
Parts List	Quantity	Image	Reference
Trolley Frame	2		A
Nut	4		B
Securing Bracket	8		C
Washer	8		D
Screw	8		E
Allen Key	1		F
Castor Guard	4		G
Mid Frame	2		H
Castors (braked)	2		I
Castors (unbraked)	2		J
Castor Washers	4		K

2 Tier Service Trolley - Assembly Instructions

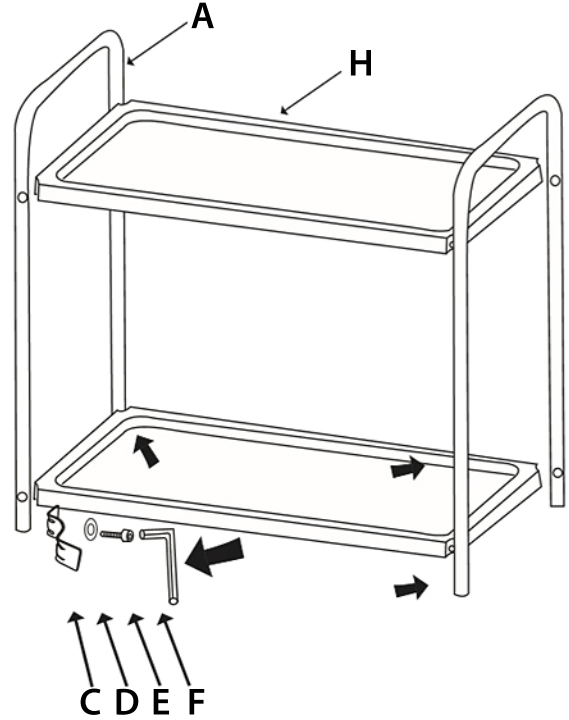
Assembly Instructions



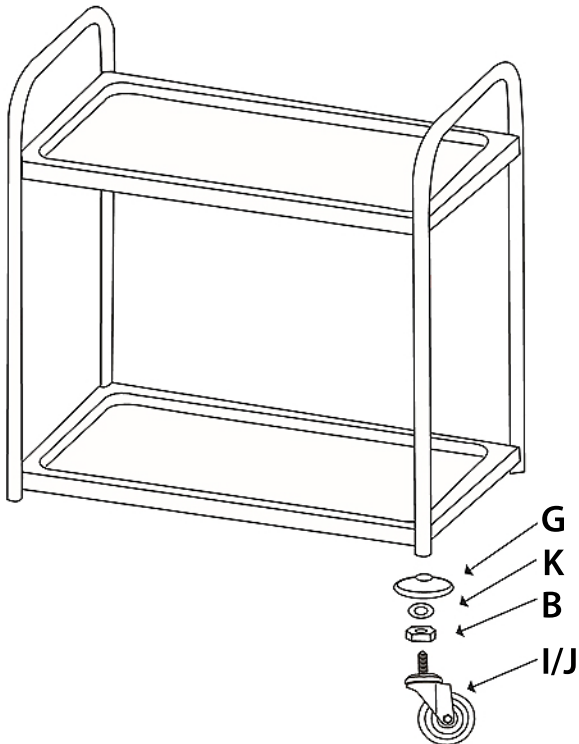
Step 1



Step 2



Step 3



Step 4

